

New York State Report - June 2024

As a resident of New York City, but not having a family member in the DD System in New York State, my exposure to the challenges met by families in the state are observational, not personal. There are plenty of families that could paint a very different picture, based on their experience.

The Commissioner of NYS Office for People with Developmental Disabilities (OPWDD) is Kerri Neifeld, who was appointed by Governor Kathy Hochul in late 2021.

NYS eliminated its public ICFs and most of its private ICFs several years ago, and replaced them with Individualized Residential Alternatives (IRAs), which essentially allowed the state to convert ICFs to HCBS services. Many IRAs are large congregate settings, housing up to 14 residents, though some have been reported to actually house more.

Figures for DSPs vary across the state. According to Glass Door, total pay for Direct Support Professionals in New York ranges from \$34K to \$44K per year, with a median total salary of \$38K.¹

ZipRecruiter states that as of June 15, 2024, the average hourly pay for a Direct Support Professional in New York is \$17.56 an hour. The average pay range for a Direct Support Professional varies little (about \$3.41), which suggests that regardless of location, there are not many opportunities for increased pay or advancement, even with several years of experience. The Direct Support Professional job market in New York is not very active as few companies are currently hiring. New York ranks number 2 out of 50 states nationwide for Direct Support Professional salaries.²

According to figures from the NY State Assembly, Currently, non-profit provider agencies are grappling with a 17.5% vacancy rate and an annual turnover rate of 34% statewide among Direct Support Professionals (DSPs). These dedicated professionals serve as the backbone of the service delivery system, and the alarming vacancy rate translates to over 20,000 unfilled DSP positions across the state.³

New York also has a unique, and often criticized, system of reporting incidents of abuse and neglect. The NY State Justice Center for Person's with Special Needs, which was established in 2013 to serve as a clearinghouse (some say cover-up) for incidents.

In the opinion of Mike Alvaro, President and CEO of the Cerebral Palsy Association of Nassau County, "I contend that the Justice Center is perhaps the largest public policy failure of the past

¹ https://www.glassdoor.com/Salary/NYS-Office-for-People-With-Developmental-Disabilities-Direct-Support-Assistant-Salaries-E714910_D_KO54,78.htm

² <https://www.ziprecruiter.com/Salaries/Direct-Support-Professional-Salary--in-New-York#:~:text=How%20much%20does%20a%20Direct,York%20is%20%2417.56%20an%20hour.>

³ <https://nyassembly.gov/write/upload/publichearing/001409/005394.pdf>

two decades and has done almost nothing to improve the quality of life of people with disabilities while adding administrative burdens and additional costs to an already strained system.

[P]roviders are absolutely 100% supportive of streamlining the definitions of abuse and neglect across state agencies and ensuring protections are in place to ensure the safety and well being of “vulnerable populations”. Unfortunately, the Justice Center has failed on all fronts. And not just failed, but the agency so spectacularly misfired in the beginning of the program that it has done permanent, irreversible damage to the perception of and business of the Justice Center.”

Mr. Alvaro went on suggest the state completely reset the Justice Center by making several changes, including the removal of the Justice Center’s standing as a law enforcement agency and making it a referral center to law enforcement, only if and when necessary.⁴

By Hugo Dwyer

The following pages contain materials downloaded from the University of Kansas site “State of the States”,⁵ specifically the State Profile for I/DD Spending During Fiscal Years 1977-2023⁶ for New York State.

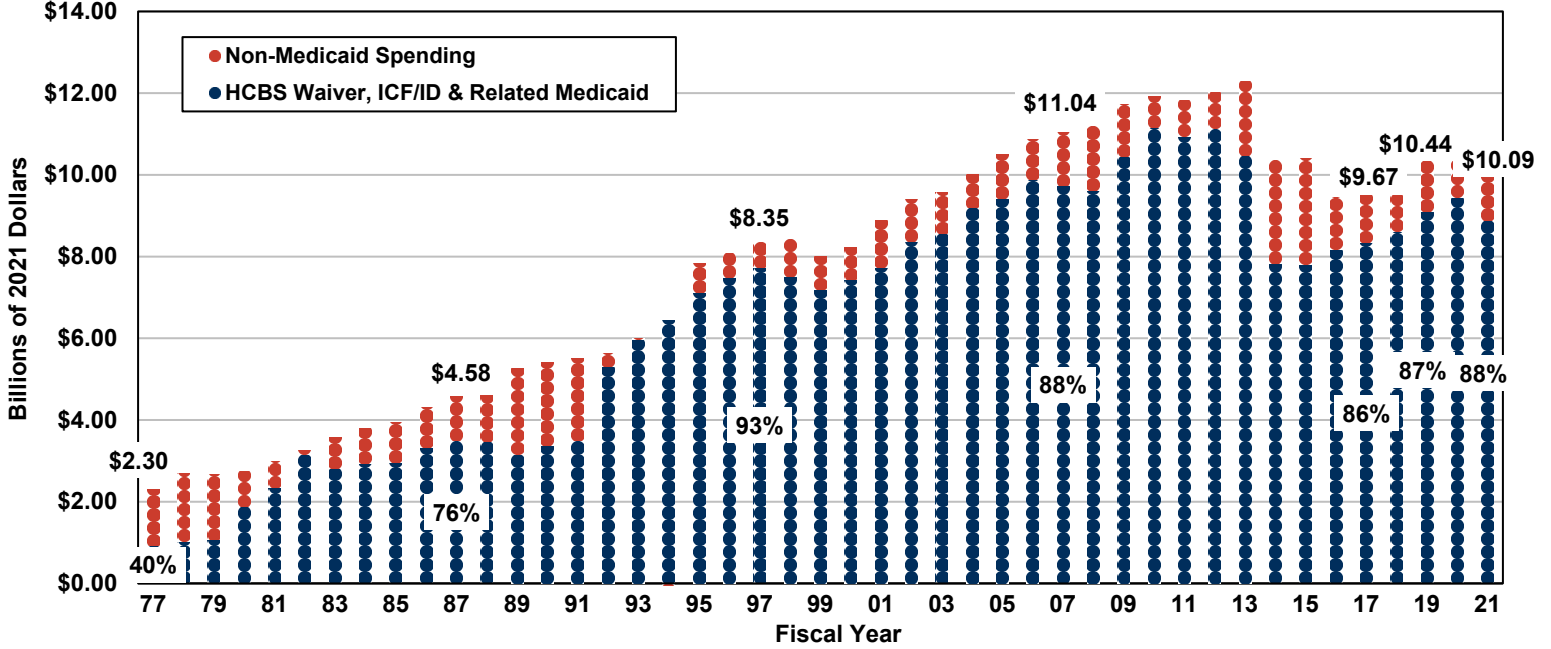
⁴ <https://cpnassau.org/blog/rethink-rewrite-reset-the-justice-center-by-president-ceo-mike-alvaro-cp-state/>

⁵ <https://stateofthestates.ku.edu/>

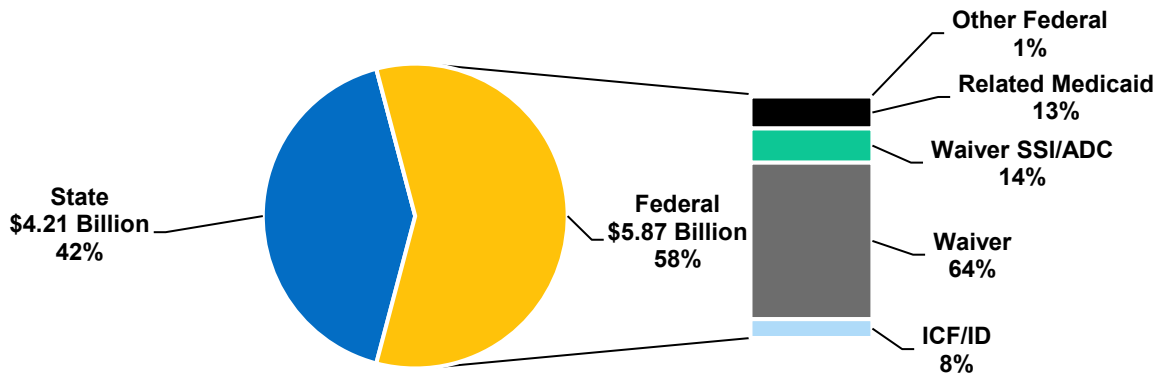
⁶ <https://stateofthestates.ku.edu/state-profiles>

New York

TOTAL PUBLIC I/DD SPENDING FOR SERVICES: FY 1977-2021

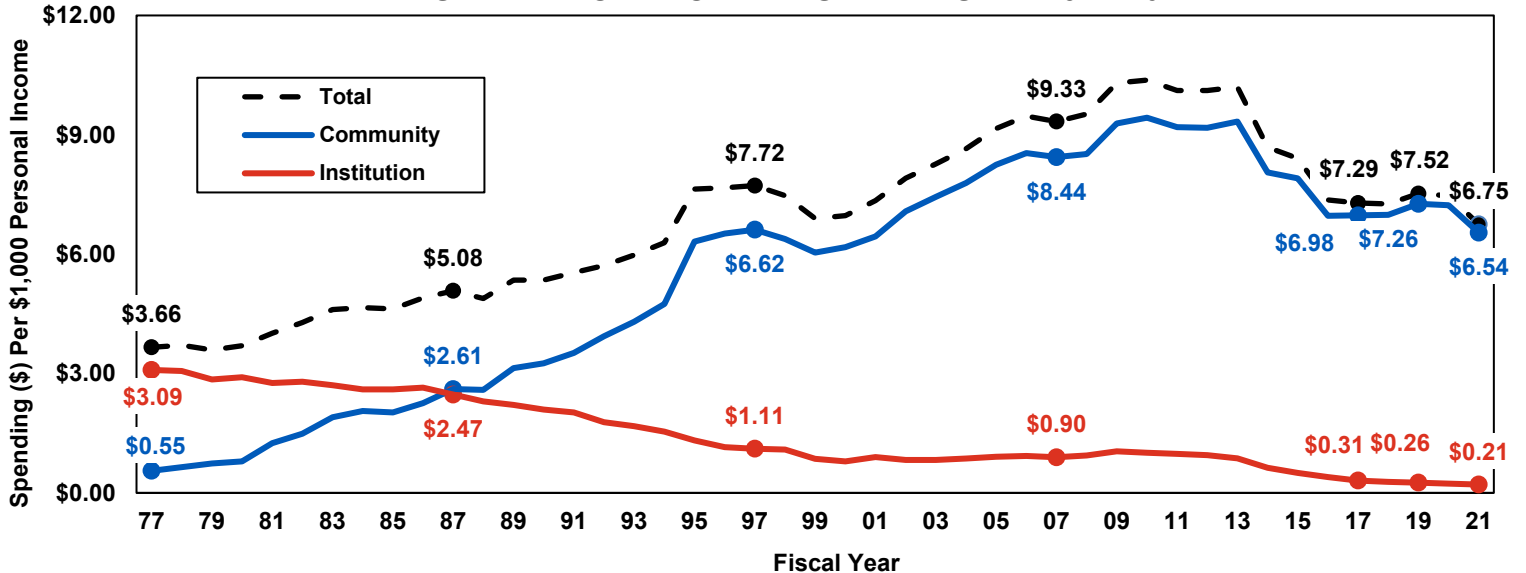


PUBLIC I/DD SPENDING BY REVENUE SOURCE: FY 2021



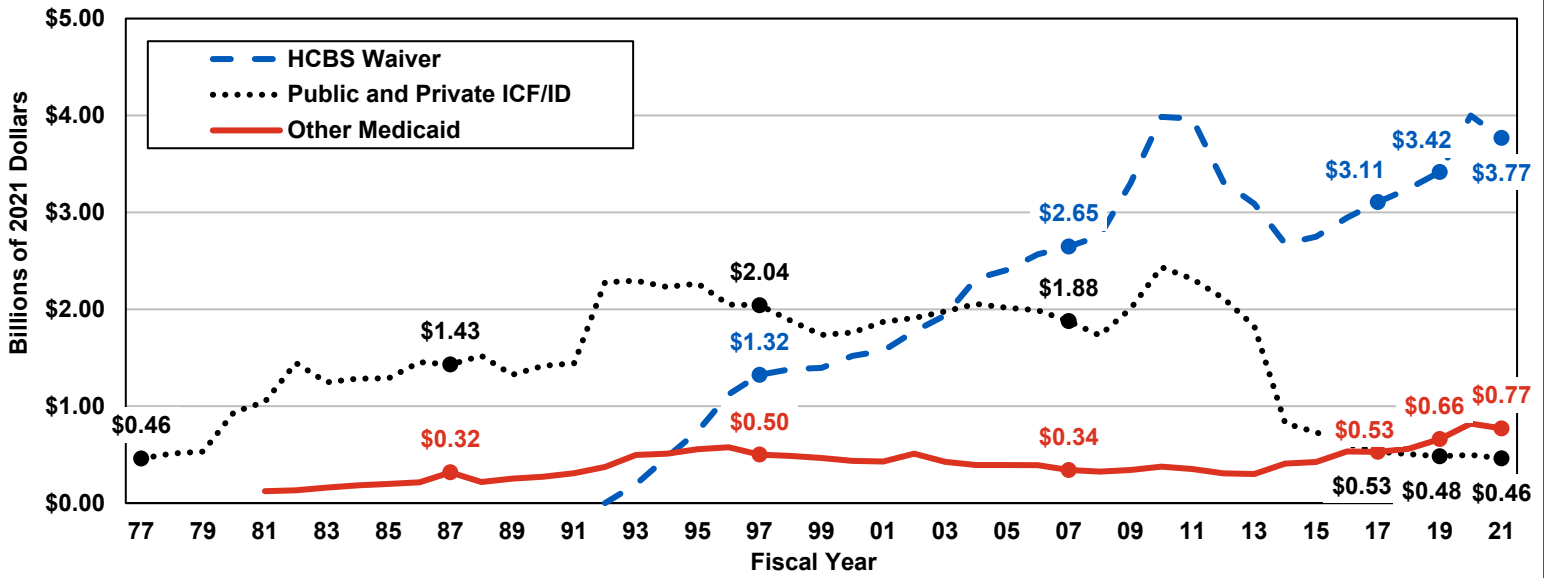
Total Spending: \$10.09 Billion

FISCAL EFFORT FOR I/DD SERVICES: FY 1977-2021

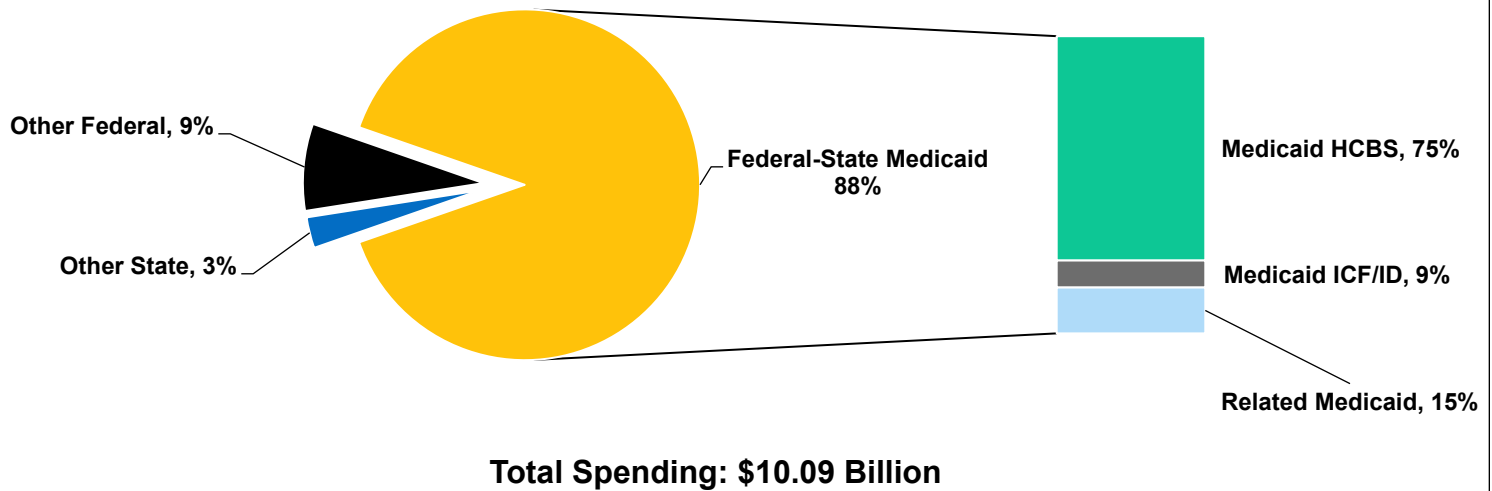


New York

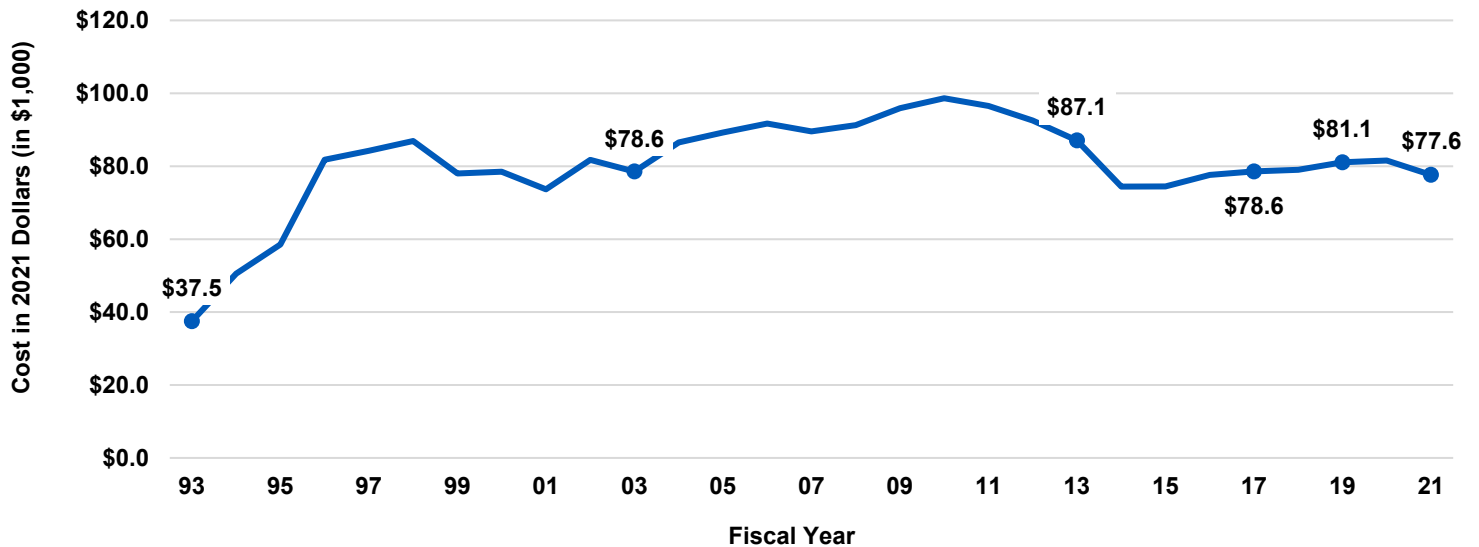
FEDERAL I/DD MEDICAID SPENDING BY REVENUE SOURCE: FY 1977-2021



TOTAL FEDERAL-STATE MEDICAID SPENDING AS 88% OF TOTAL I/DD SPENDING: FY 2021

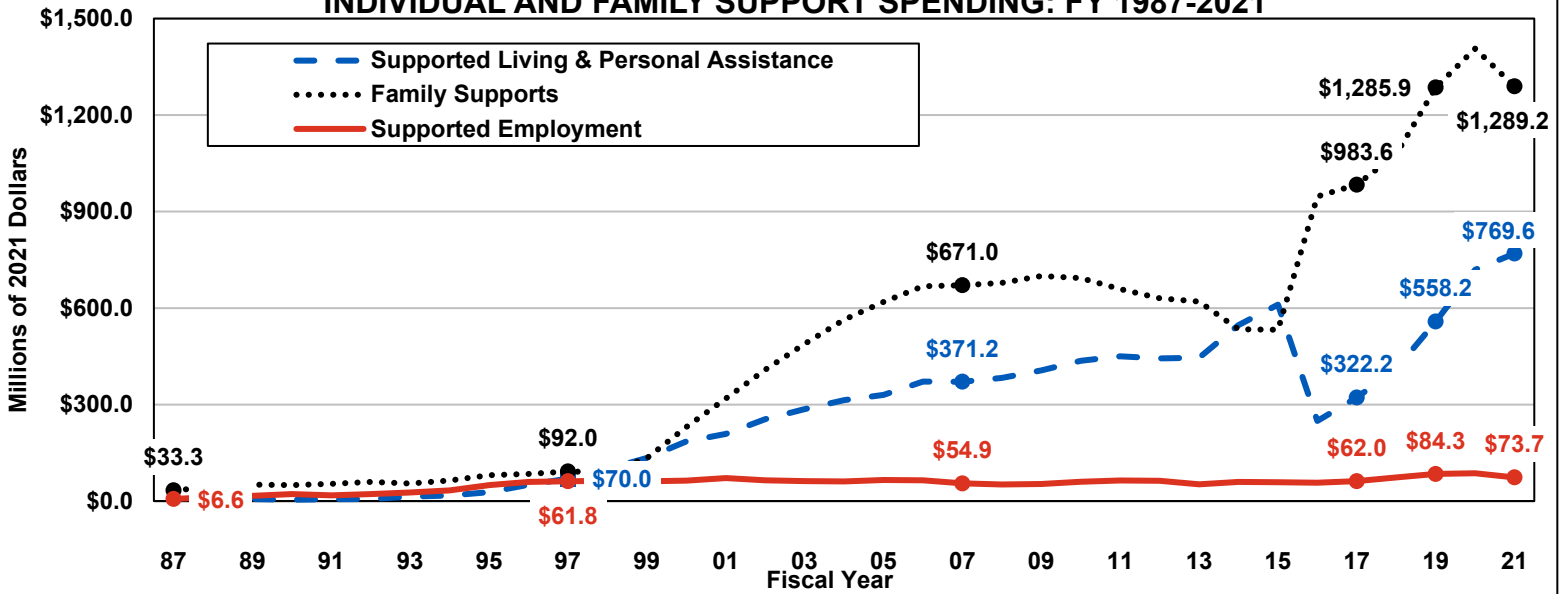


ADJUSTED WAIVER COST PER PARTICIPANT

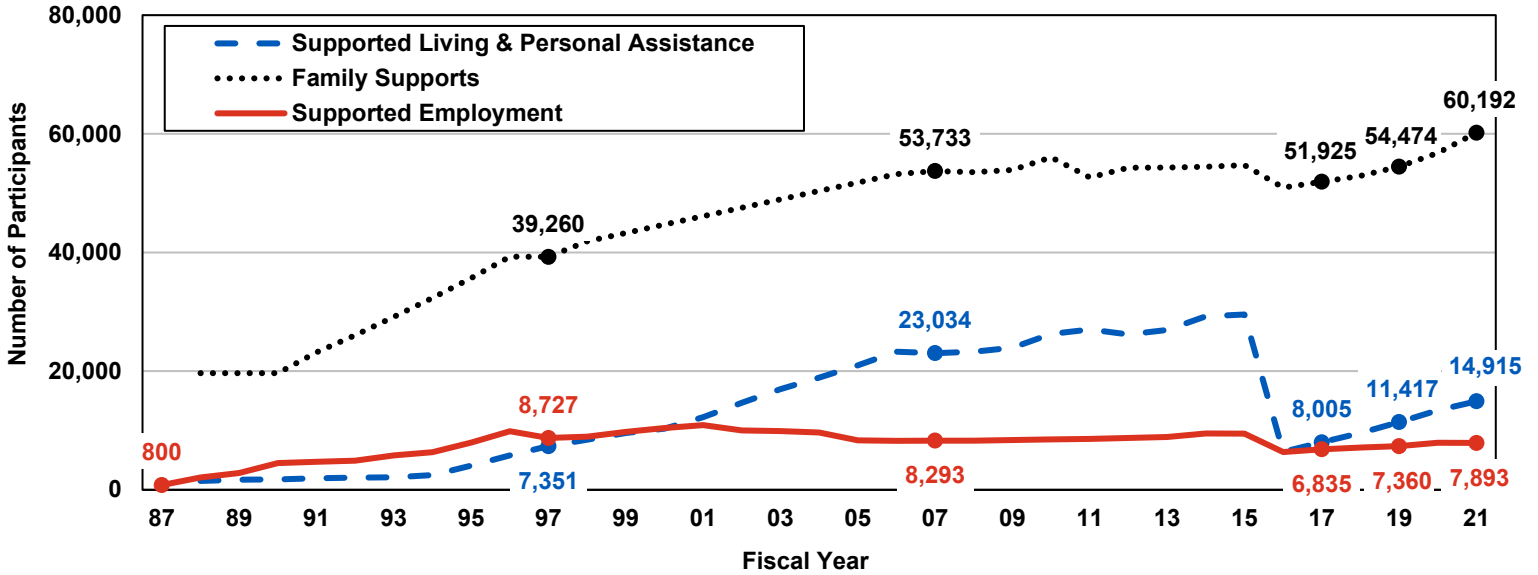


New York

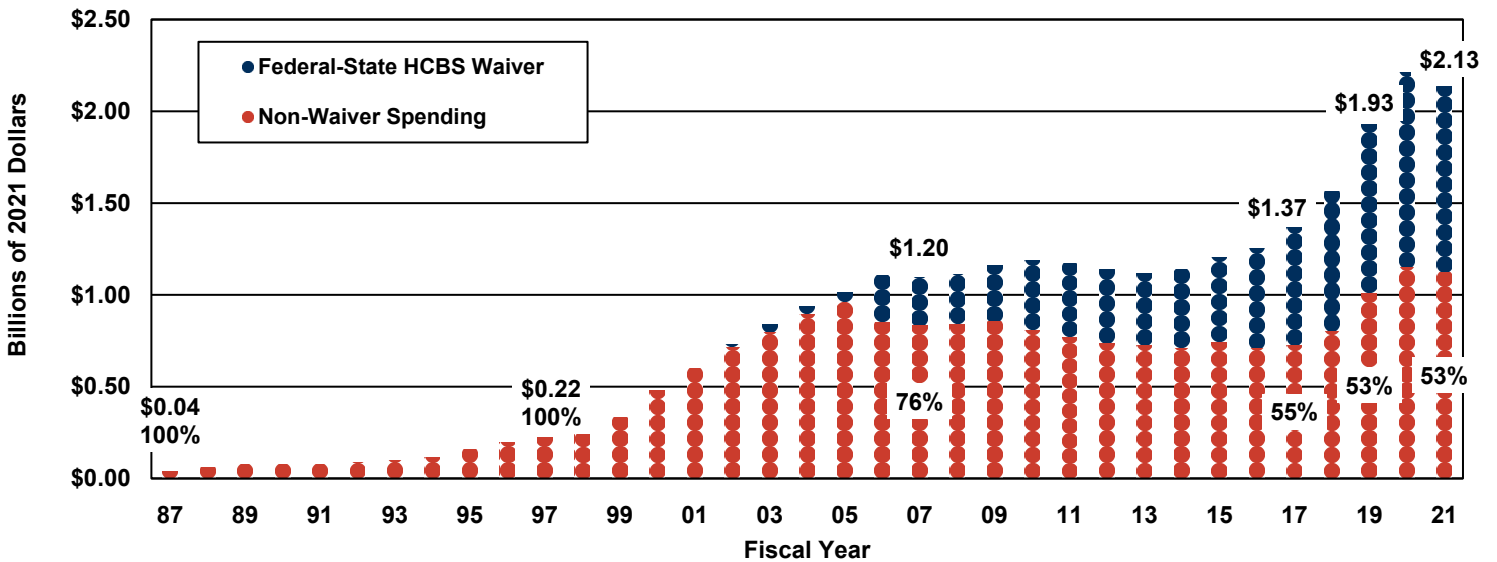
INDIVIDUAL AND FAMILY SUPPORT SPENDING: FY 1987-2021



INDIVIDUAL AND FAMILY SUPPORT PARTICIPANTS: FY 1987-2021



INDIVIDUAL AND FAMILY SUPPORT SPENDING BY REVENUE SOURCE: FY 1987-2021

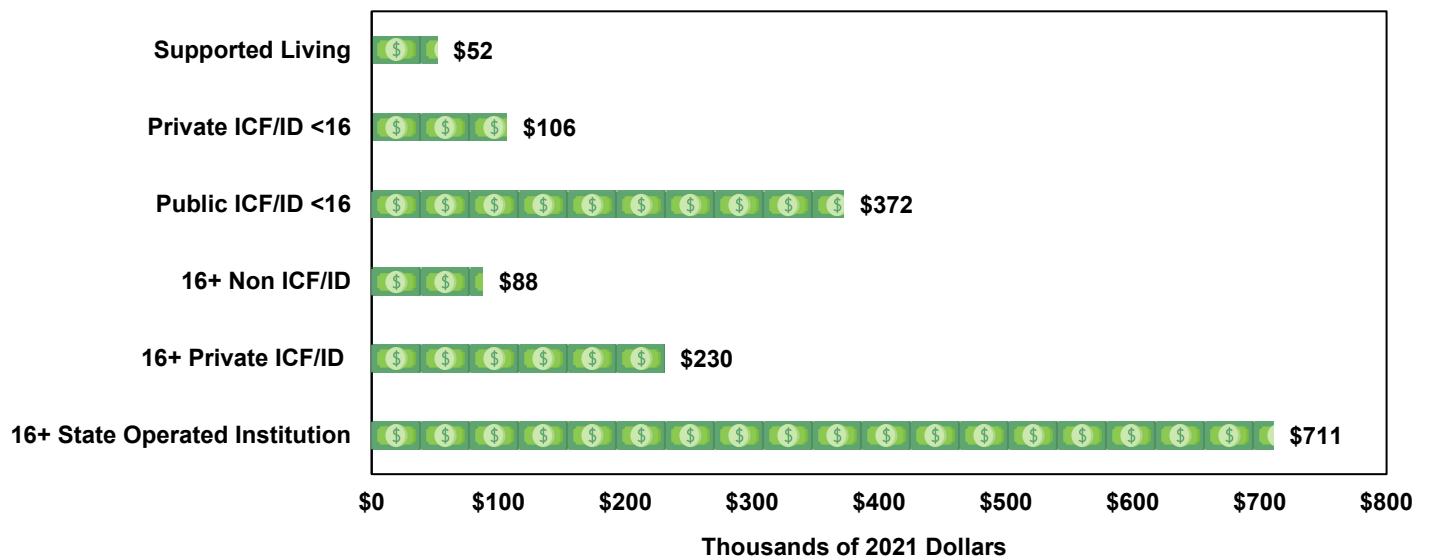


New York

PERSONS WITH I/DD BY SIZE OF SETTING: FY 2011-2021

	2011	2012	2013	2014	2015	2016	2017	2018	2019	2020	2021
TOTAL	67,914	66,521	67,318	69,944	70,531	46,433	47,263	48,621	50,172	51,966	52,682
16+ PERSONS	5,103	4,911	4,629	4,661	4,444	3,706	3,092	3,033	3,078	3,062	2,939
Nursing Facilities	1,680	1,745	1,613	1,725	1,839	1,910	1,620	1,704	1,792	1,887	1,858
State Institutions	1,313	1,169	1,015	890	581	375	262	199	182	178	163
Private ICF/ID	967	965	952	942	963	973	891	915	905	881	823
Other Residential	1,143	1,032	1,049	1,104	1,061	448	319	215	199	116	96
7-15 PERSONS	18,548	18,686	18,664	18,030	18,024	18,584	18,520	17,978	17,938	17,862	17,404
Public ICF/ID	43	50	59	53	44	31	17	19	17	18	19
Private ICF/ID	4,156	4,148	4,158	4,140	4,105	3,753	3,397	3,065	2,804	2,487	2,298
Other Residential	14,349	14,488	14,447	13,837	13,875	14,800	15,106	14,894	15,117	15,358	15,087
≤6 PERSONS	44,263	42,924	44,025	47,253	48,063	24,143	25,651	27,610	29,156	31,041	32,339
Public ICF/ID	31	29	34	34	27	19	9	8	6	3	4
Private ICF/ID	435	445	454	455	468	459	415	369	359	373	367
Supported Living	27,020	26,195	26,955	29,242	29,546	6,405	8,005	9,579	11,417	13,402	14,915
Other Residential	16,777	16,255	16,582	17,522	18,022	17,260	17,222	17,654	17,374	17,263	17,053

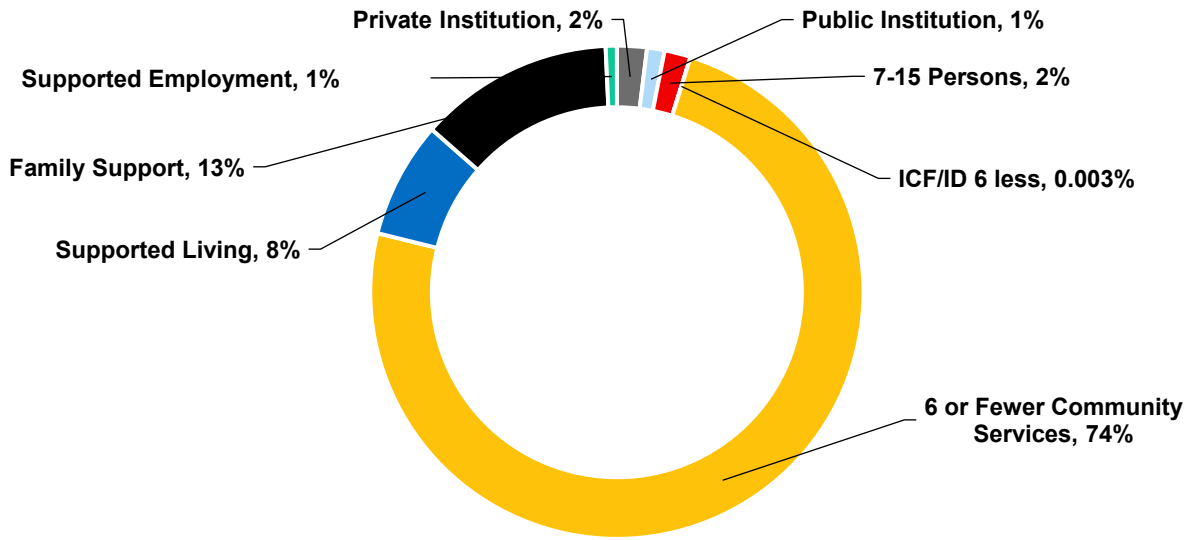
ANNUAL COST OF CARE BY RESIDENTIAL SETTING: FY 2021



Source: Tanis, E.S., et al. (2023). The State of the States in Intellectual and Developmental Disabilities, Kansas University Center on Developmental Disabilities, The University of Kansas. stateofthestates.ku.edu

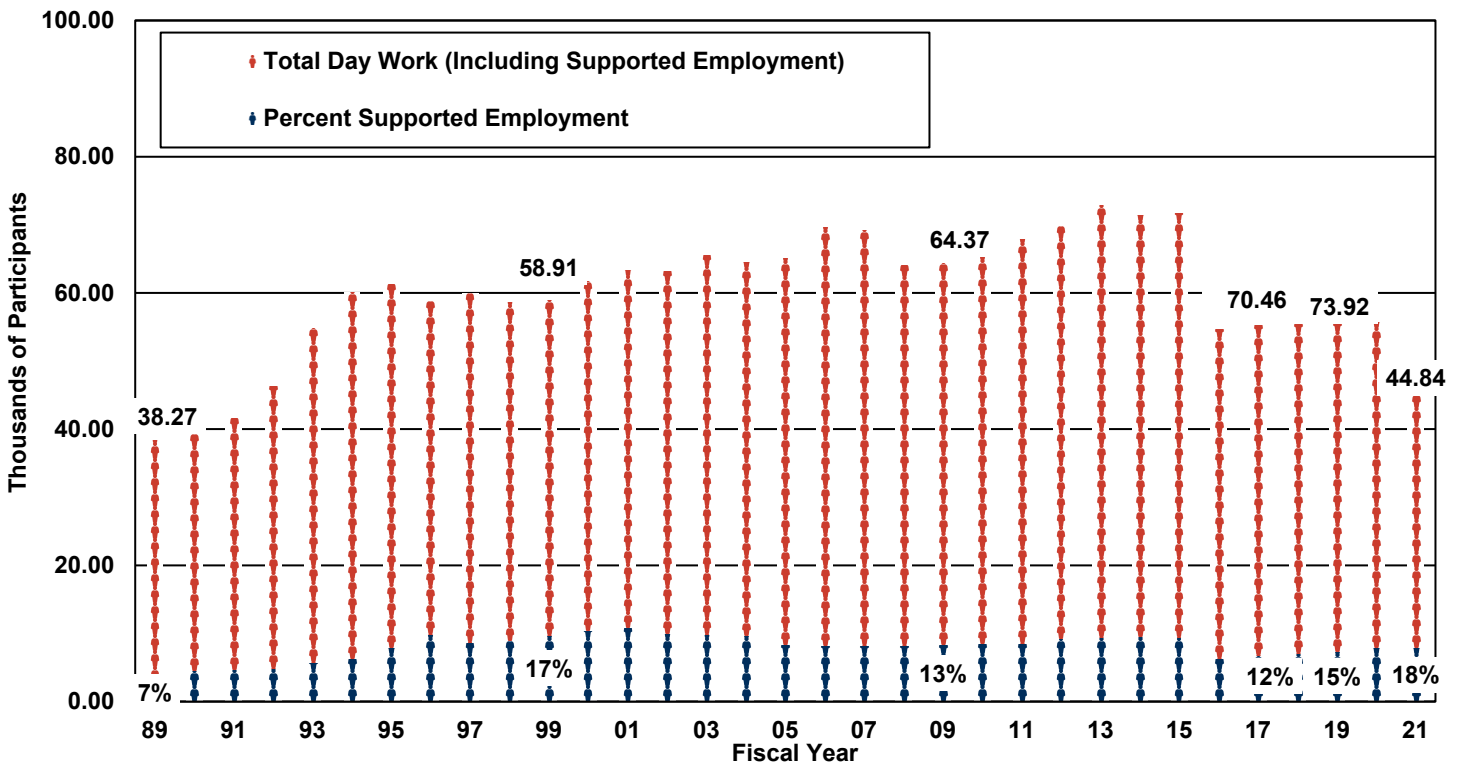
New York

I/DD EXPENDITURES AS A PERCENTAGE OF TOTAL SPENDING BY CATEGORY: FY 2021



Total Spending \$10.09 Billion

TOTAL DAY/WORK AND SUPPORTED EMPLOYMENT PARTICIPANTS: FY 1989-2021



Source: Tanis, E.S., et al. (2023). The State of the States in Intellectual and Developmental Disabilities, Kansas University Center on Developmental Disabilities, The University of Kansas. stateofthestates.ku.edu

